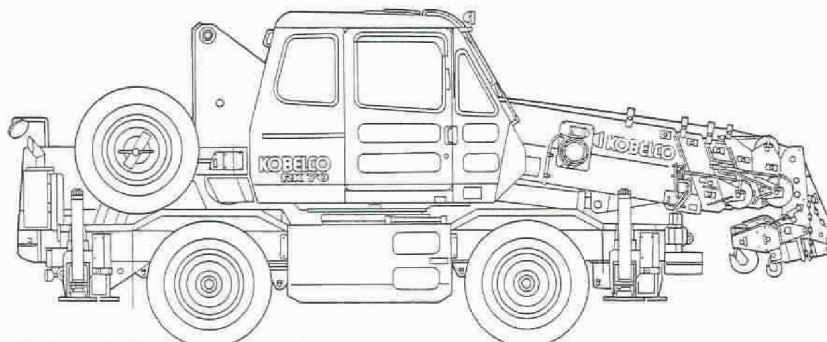


# MINI ROUGH TERRAIN CRANE

# RK70



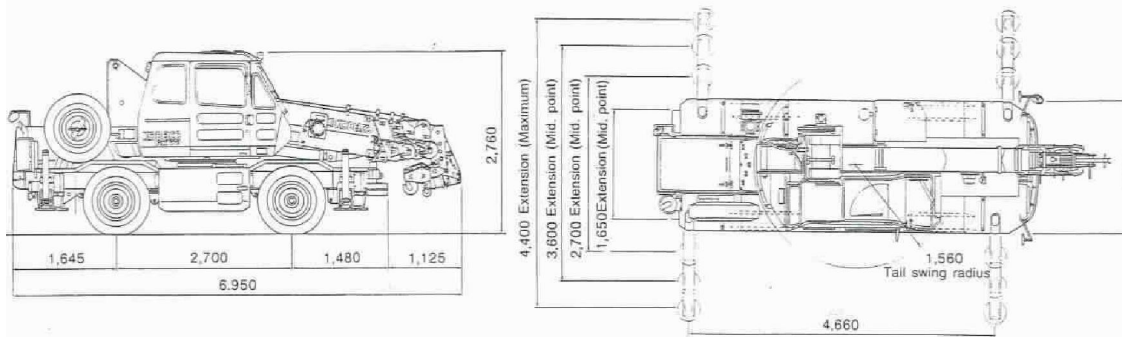
## SPECIFICATIONS

Max. Lifting capacity: 7.0 metric tons x 2.5 meters  
Max. Boom Length: 21.2 meters

# Dimensions

# RK70

Unit: mm



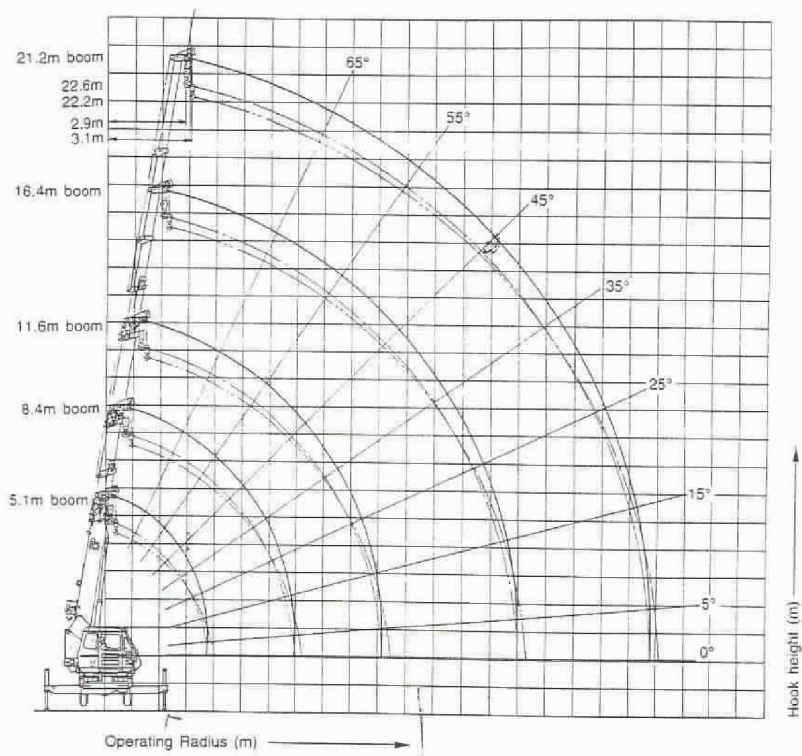
## Exit Width

Unit: mm

Carrier		
<p><b>4-Drive Steering</b></p> <p>to the left      to the right</p> <p>3,263      3,260</p> <p>3,263      3,260</p>	<p><b>2-Drive Steering</b></p> <p>to the left      to the right</p> <p>3,939      3,944</p> <p>3,939      3,944</p>	<p><b>2-Drive Steering (Rear)</b></p> <p>to the left      to the right</p> <p>3,970      3,965</p> <p>3,970      3,965</p>
Carrier with Boom		
<p><b>4-Drive Steering</b></p> <p>to the left      to the right</p> <p>3,413      3,471</p> <p>3,413      3,471</p>	<p><b>2-Drive Steering</b></p> <p>to the left      to the right</p> <p>3,972      4,053</p> <p>3,972      4,053</p>	<p><b>2-Drive Steering (Rear)</b></p> <p>to the left      to the right</p> <p>3,970      3,965</p> <p>3,970      3,965</p>

Note: RK70 can be driven with no boom overhang.

## Working Ranges



With outrigger in 4.4m position — 360° working area

(METRICTON)

Operating radius in meters	Boom length in meters				
	5.1	8.4	11.6	16.4	21.2
1.0	7.00	4.90			
1.5	7.00	4.90	4.90		
2.0	7.00	4.90	4.90		
2.5	7.00	4.90	4.90	3.90	
3.0	6.10	4.90	4.90	3.90	2.00
3.5	5.30	4.90	4.90	3.90	2.00
4.0	4.90 (3.7m)	4.50	4.50	3.60	2.00
4.5		3.85	3.87	3.30	2.00
5.0		3.33	3.37	3.05	2.00
5.5		2.95	2.97	2.82	1.85
6.0		2.62	2.65	2.56	1.70
7.0		2.15 (6.9m)	2.14	2.15	1.50
8.0			1.70	1.84	1.40
9.0			1.40	1.60	1.23
10.0			1.20	1.40	1.09
11.0			1.16 (10.2m)	1.20	0.98
12.0				1.02	0.89
13.0				0.85	0.82
14.0				0.69	0.75
15.0				0.55	0.69
16.0					0.59
17.0					0.51
18.0					0.43
19.0					0.36
20.0					0.35 (19.8m)
21.0					
Min. angle	—	—	—	—	—